

# Project Name

State of Arizona – Department of Economic Security Child Care Attendance Tracking System

Informational Update

3/15/2023



## Agency Vision

All Arizonans who qualify receive timely DES services and achieve their potential

## Agency Mission

DES will ensure the strength and economic stability of Arizona by providing timely, temporary benefit assistance, and aid to vulnerable, qualifying Arizonans.



# Project Status

## Description of Project

- The Child Care Attendance Tracking system will provide an online attendance system that child care providers and recipients can use to register a child's attendance at a child care facility. The system will then interface that data with the Department's AZCCATS system to facilitate payment to the Child Care provider after verification by the Department.

## Why we are returning (only if it is not a regular update):






- The project is approaching the final stages of development and will enter User Acceptance Testing in the coming weeks.

## Updates

- The project has encountered some delays from the original project timeline. The Department anticipates a schedule change request will be submitted to the Committee in either April or May once a final change in schedule is agreed upon with the Department and the vendor.
  - Delays have been encountered due to a statewide mailing vendor issue that required project resources to be redeployed to address the shut down of the agencies ability to print and mail forms to providers and print and mail checks for payments.
  - During the project, there have been high profile initiatives outside the agencies control that required project resources to be engaged. These include federal program initiatives that required system changes for new programs and to ensure funding provided under the American Rescue Plan Act (ARPA) was distributed timely and accurately to eligible programs/projects.
- The project remains on budget and the Department does not anticipate any changes in scope or cost as a result of the schedule delays.

# Project Health Card

## Overall Project Health is Green

Schedule		<ul style="list-style-type: none"> <li>The Department anticipates a schedule change in April 2023 due to delays in project deliverables.</li> </ul>
Milestones		<ul style="list-style-type: none"> <li>Project milestones are being met, however there are risks associated with upcoming deliverables that may result in a schedule change that will impact Milestones.</li> </ul>
Budget		<ul style="list-style-type: none"> <li>The project is on budget.</li> </ul>
Risks		<ul style="list-style-type: none"> <li>Risks remain low.</li> </ul>
Issues		<ul style="list-style-type: none"> <li>There have been some delays in the schedule due to competing priorities within the division. Adjustments are being made to address the issues and ensure that appropriate resources are dedicated to the project.</li> </ul>

# Financial Burndown Chart

## Current burndown for Solution

Project Budget: \$2,463,624

Expenditure to date: \$1,128,635

Percentage Budget Spent: 46%

Budget Remaining: \$1,334,989














Project Start Date: 1/18/2022

Est. End Date: 4/28/2023

Notes:






# Original Project Timeline

## Current timeline for Solution

Date	Jan 22	Mar 22	Apr 22	May 22	Jun 22	Jul 22	Dec 22
Milestone 1 - Project Plans update and review.							
Milestone 2 - Design and Training Plan							
Milestone 3 - configuration, Training plans							
Milestone 4 - Interface and testing plans							
Milestone 5 - Device Management plan and training plan							
Milestone 6 - Testing							
Milestone 7 - documentation, testing complete, go live							

# CONTINUED Original Project Timeline (if applicable)

## Current timeline for Solution

Date	Aug 22	Sep 22	Oct 22	Nov 22	Dec 22	Jan 23	Apr 23
Milestone 8 - 1 - EA Rollout Complete 2 - EA Rollout Report							
Milestone 9 1 - Full Rollout Complete 2 - Final Delivery Report							
Milestone 10 DES CCA to Pay Outstanding Invoices							



# Milestone Status

Milestone	Percentage Complete	Est Start Date	Est Finish Date	Actual Start Date	Actual End Date
Milestone 1 - Project Plans update and review.	100%	1/3/2022	2/28/2022	1/18/2022	4/15/2022
Milestone 2 - Design and Training Plan	100%	3/1/2022	3/15/2022	2/8/2022	6/2/2022
Milestone 3 - configuration, Training plans, documentation.	100%	3/16/2022	3/31/2022	3/28/2022	6/30/2022
Milestone 4 - Interface and testing plans	100%	4/1/2022	12/9/2022	7/1/2022	12/23/2022
Milestone 5 - Device Management plan and training plan	40%	5/1/2022	5/31/2022	12/26/2022	
Milestone 6 - Testing	0%	6/1/2022	6/30/2022		
Milestone 7 - documentation, testing complete, go live	0%	7/1/2022	7/31/2022		
Milestone 8 - 1 - EA Rollout Complete 2 - EA Rollout Report	0%	8/1/2022	9/30/2022		
Milestone 9 1 - Full Rollout Complete 2 - Final Delivery Report	0%	10/1/2022	12/31/2022		
Milestone 10 DES CCA to Pay Outstanding Invoices	0%	1/1/2023	4/28/2023		

# Q & A Session